

Australia's Variable Rainfall

April to March Annual Australian Rainfall Relative To Historical Records 1890–2004

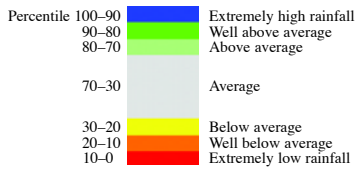


Queensland Government

© Copyright NRAM 2004
Natural Resources and Mines

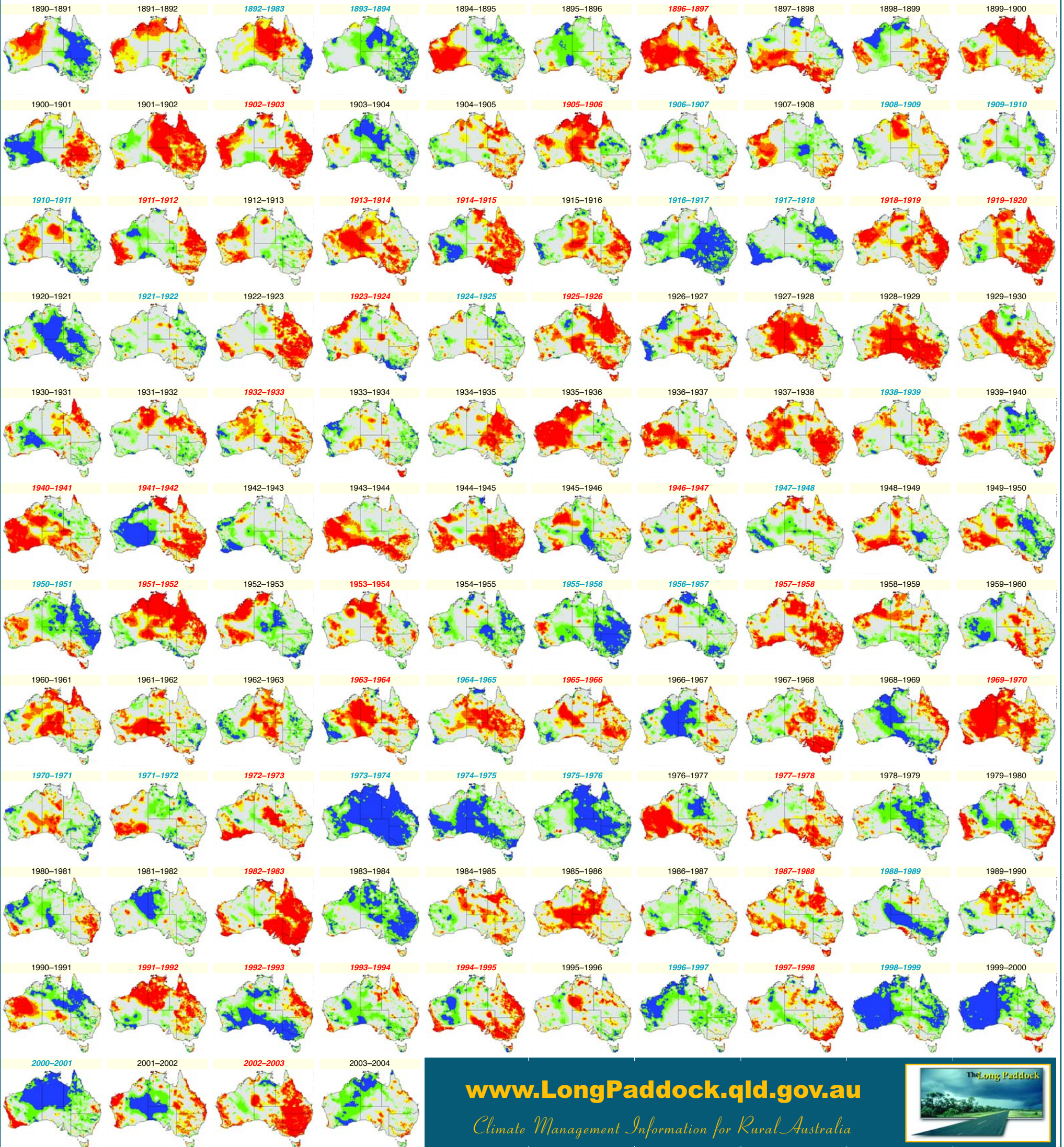
Produced by Natural Resource Sciences
80 Meiers Road, Indooroopilly, Qld 4068, Australia

email: alan.peacock@nrm.qld.gov.au
web: www.LongPaddock.qld.gov.au



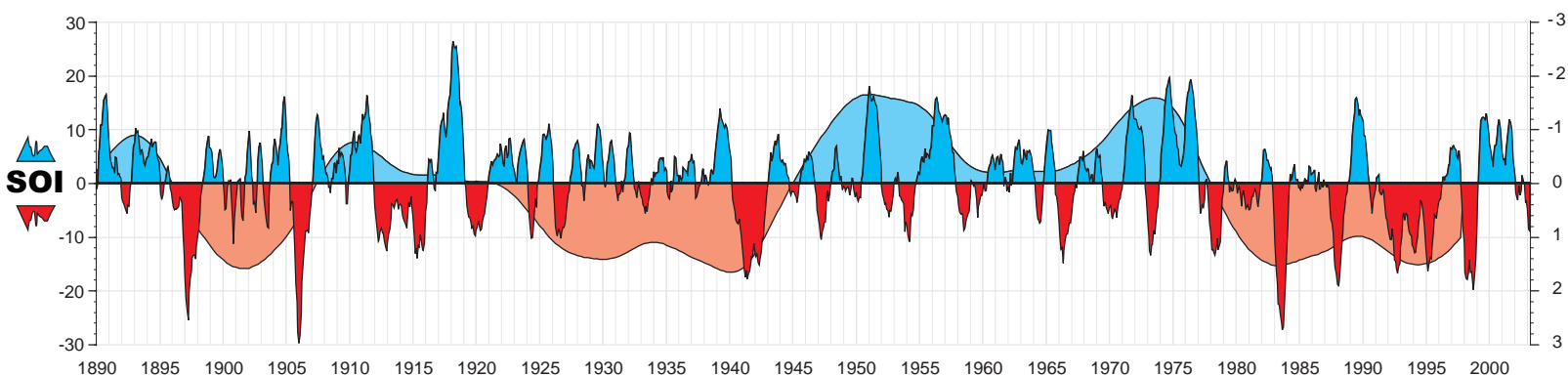
El Niño = Originally referred specifically to a warming of the sea off the coast of Peru, now it is more generally used for the unusual warming of the eastern equatorial Pacific Ocean. Strongly linked to negative phases of the Southern Oscillation Index (SOI). SOI compares the difference in atmospheric pressure anomaly between Tahiti and Darwin.

La Niña = Now used to refer to the opposite of an El Niño, or events associated with positive values of the SOI.



www.LongPaddock.qld.gov.au

Climate Management Information for Rural Australia



The Inter-decadal Pacific Oscillation (IPO) is a longer-term Pacific Ocean influence on climate variability.

Acknowledgements

- SOI data from Australian Bureau of Meteorology (www.bom.gov.au) was smoothed using a 6 month moving average
- IPO data sourced under © Crown copyright, UK Met Office. Reproduced under Licence Number MetO/IPR/2/2003 0027
- El Niño and La Niña year classification based on the work of Dr Rob Allan, further information available at: www.LongPaddock.qld.gov.au/Products/AustraliasVariableClimate/